


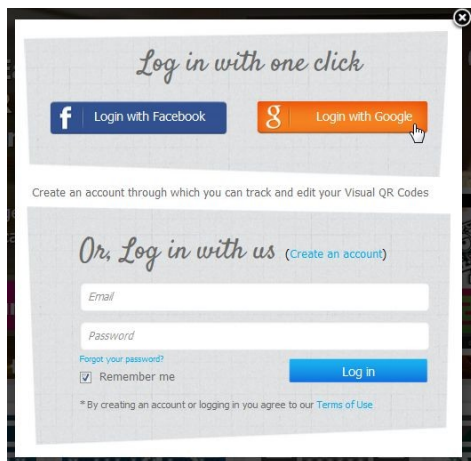
## Create your own QR codes with images as background

This tutorial may be useful if you want to create board-games, treasure hunts, jeopardy games, or even flashcards based on QR codes and geolocation.

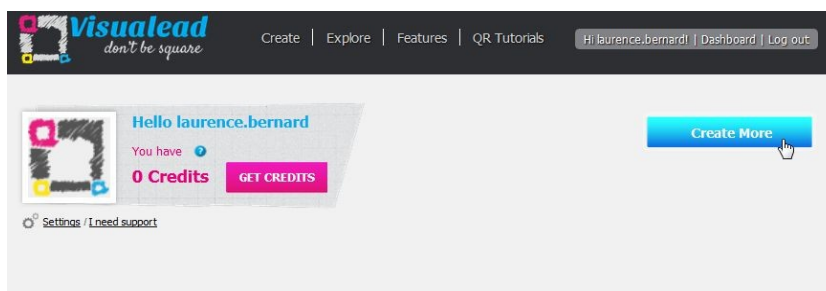
- Connect to [www.visualead.com](http://www.visualead.com), and click on “Create account” in the top right-hand corner of the page



- To create your account, you can either create a new account or use your existing Facebook or Google account.



- Once you are logged in, click on “Create more”



- First select the type of QR code you want to create and insert the data to redirect to.

In our example, the url corresponds to a special place on Google Maps. Any web page or link or image/video/audio file starting with “http://.....” will work.

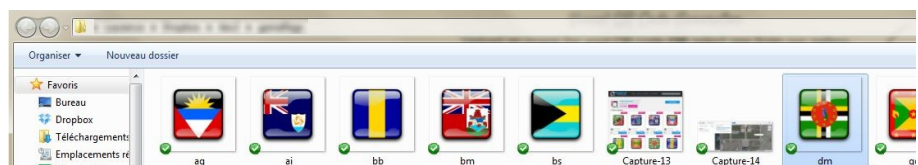
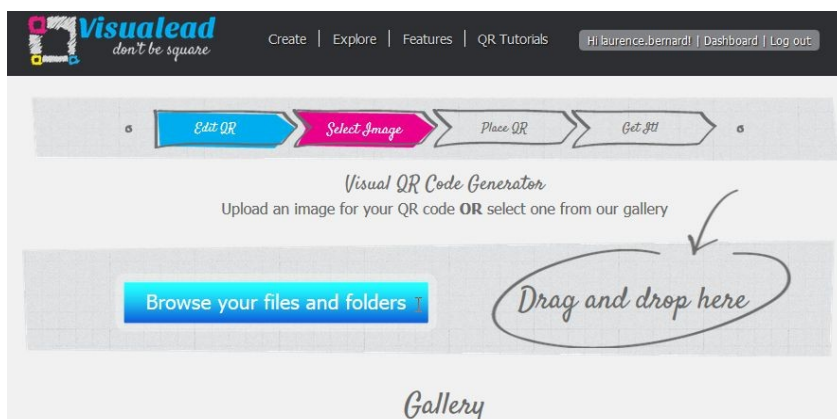
Scanning the code will take you to that precise link / place on Google Maps, via your mobile device's web-browser after scanning the code with a specific app (Qr Droid for example).

Note that all types of data can hide behind a QR Code.

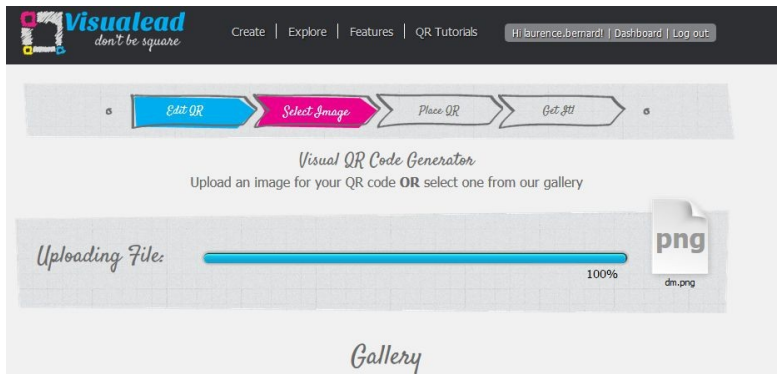
- Use Rich text if you want the code to hide a question (as for a card), or an answer, or any information or clue you would like to provide.
- Use V card to provide information as an identity card
- Use you Tube Video to redirect to a video published on YouTube, etc.



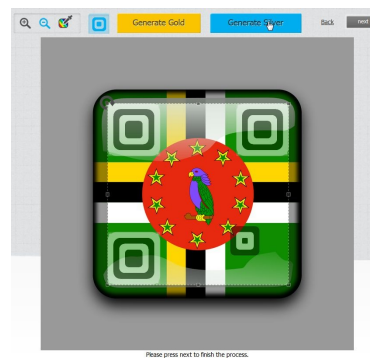
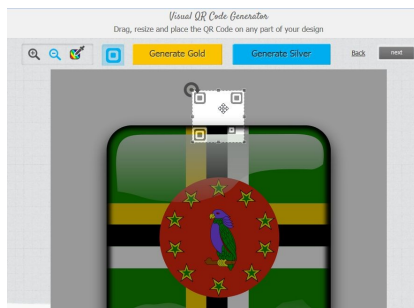
- Next, select an image: click on “Browse your files and folders” and point to your own image. Note that you can also choose from the site's gallery instead.



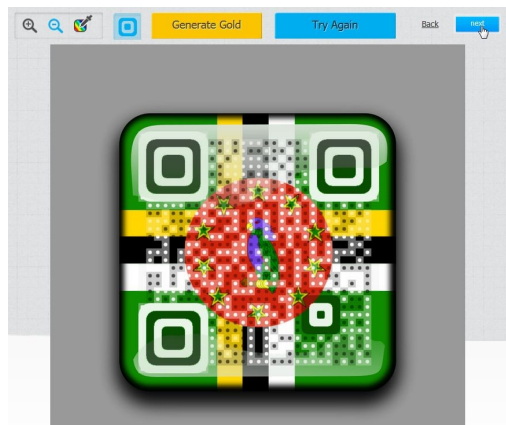
- Be patient while your image is uploading




- Place and resize the Qr Code to fit your image



- Click on “Generate Silver”, then “Next”



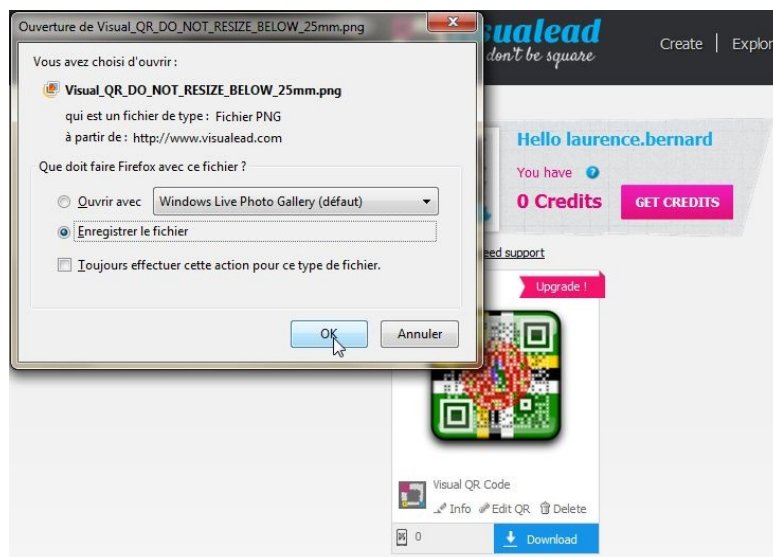
- Click on “Free” when the *Get it* page appears



- Click “Download” to save your picture, resize if necessary.



- That's it! Your image can be saved to your computer.



- Check that your QR code works by testing it with your mobile device and QR code scanning app. We tested ours with QR Droid from Google Play <https://play.google.com/store/apps/details?id=la.droid.qr>



## ANNEX 1 -

Here's a board I've made with [www.visualead.com](http://www.visualead.com). It shows the flags of some of the English-speaking islands of the Caribbean. Can you name the islands behind the flags? Check your answers by scanning the flags. You will be redirected to the corresponding island on Google Maps.



I haven't created the set of cards but here's another idea .

These QR codes were generated more simply with <http://www.the-qrcode-generator.com/>

